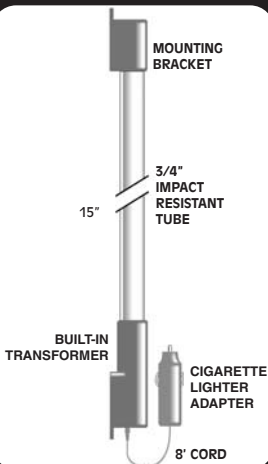


# StreetGlow®

## STARTER KIT

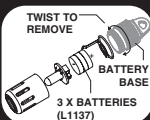
### 15" ACCENT NEON



#### INSTRUCTIONS:

- 1) Install neon tube in desired location with screws provided.
- 2) Plug in cigarette lighter adapter or cut off and wire directly to a 12v fused source.
  - Striped wire = 12v power
  - Clear wire = Ground
- 3) Enjoy!

### LED TAIL PIPE KEY CHAIN



#### BATTERY REPLACEMENT:

- 1) Remove bottom battery base
- 2) Replace batteries with 3 new (L1137)
- 3) Reinstall battery base
- 4) Enjoy!

### CONTENTS:

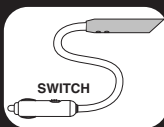
- 1- 15" Accent Neon Tube
- 1- Quad Socket Lighter Adapter
- 1- LED Tail Pipe Key Chain
- 1- LED Map Light
- 1- LED Lighted Pendant
- 1- Die Cast Car

### QUAD SOCKET

#### INSTRUCTIONS:

- 1) Plug in The Fast and The Furious product made by StreetGlow in one of the 4 power outlets. Up to 4 of The Fast and The Furious products made by StreetGlow can be added.
- 2) Mount Quad Socket under seat, in console or glove box.
- 3) Plug The Fast and The Furious product made by StreetGlow Quad Socket adapter into vehicle's cigarette plug or cut off and wire directly to a 12v fused source.
  - Striped wire = 12v Power
  - Clear wire = Ground
- 4) Enjoy!

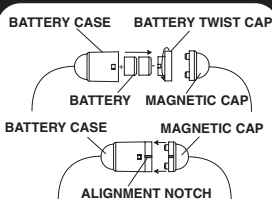
### LED MAP LIGHT



#### INSTRUCTIONS:

- 1) Plug directly into vehicles cigarette lighter
- 2) Turn on the switch
- 3) Enjoy!

### LED PENDANT



#### INSTRUCTIONS:

- 1) Install batteries (see diagram).
- 2) Connect magnetic cap to battery case with notches aligned for LED lighted effect.
- 3) Wear as a necklace or install around your vehicles rear view mirror.

The retailer shall not be held responsible for any damages that may occur as a result of defective products. The StreetGlow are recommended for show and off-road use only.

#### All StreetGlow products are covered by a comprehensive warranty.

StreetGlow products are warranted against defective materials and workmanship for one year from date of purchase. Any product that should fail for either defective materials or workmanship will be repaired or replaced, at StreetGlow's option, as the sole remedy of the buyer. Proof of purchase is required. All warranty claims are to be handled by selling agents. Accident, abuse, neglect, modifications, broken glass, labor, transportation, improper installation and the use of products other than for their intended purposes are not covered.

NEITHER SELLER NOR THE MANUFACTURER SHALL BE LIABLE FOR ANY INJURY, LOSS OR DAMAGE, DIRECT, INCIDENTAL OR CONSEQUENTIAL (INCLUDING, BUT NOT LIMITED TO INCIDENTAL OR CONSEQUENTIAL DAMAGES FOR LOST PROFITS, LOST SALES, INJURY TO PERSON OR PROPERTY OR ANY OTHER INCIDENTAL OR CONSEQUENTIAL LOSS), ARISING OUT OF THE USE OR THE INABILITY TO USE THE PRODUCT AND THE USER AGREES THAT NO OTHER REMEDY SHALL BE AVAILABLE TO IT.

Before using, the user shall determine the suitability of the product for the intended use, and user assumes all risk and liability whatsoever in connection therewith. Some states and countries do not allow the exclusion or limitation of incidental or consequential damages, so the above limitations or exclusions may not apply to you. This warranty gives you specific legal rights and you may also have other rights, which vary from state to state and from country to country.

DISCLAIMER: THE FOREGOING WARRANTY IS AN EXCLUSIVE WARRANTY IN LIEU OF ANY OTHER EXPRESS WARRANTIES. ANY IMPLIED WARRANTIES (INCLUDING, BUT NOT LIMITED TO ANY IMPLIED WARRANTY OF MERCHANTABILITY OR FITNESS FOR A PARTICULAR PURPOSE) TO THE EXTENT THAT IT COULD APPLY TO ANY OF THE PRODUCTS MANUFACTURED BY THE COMPANY SHALL BE LIMITED IN DURATION TO THE PERIODS OF THE EXPRESS WARRANTY GIVEN ABOVE.

Design and specifications are subject to change without notice.